

CSS for Hiding Specific Leap Elements

The main CSS file for Leap is found here:

```
./LeapWebApp/circulation/css/polaris.css
```

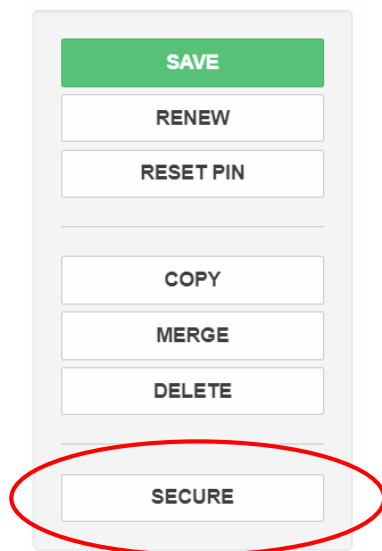
Chicago Public Library adds all of its rule-sets to the bottom of this file.

Patron Account

Hide the secure record button.

This rule-set hides the secure button on the right of the patron registration form.

```
.secureRecordSection { display: none !important; }
```



Hide the gender selection.

These rule-sets hide the gender selection on the patron registration form.

```
.Gender { display: none; } /* label */  
*/  
.gender-container { display: none; } /* radio buttons */
```

A 'Profile' form with two columns of fields. The left column contains: Barcode * (D067213101), Former Barcode, Last Name * (CARD), First Name * (TEST), Middle Name, Suffix, and Gender (Do not use.) with radio buttons for Male, Female, and N/A. The right column contains: Registered At * (Harold Washington Library Center), Patron Code * (Adult), Date of Registration (10/2/2015), Expiration Date * (5/8/2019), Birth Date * (1/1/1990), and Application Language (English). The Suffix field and the Gender selection are circled in red.

Hide the address check date and term.

These rule-sets hide the address check date and term in the addresses section of the patron registration form.

```
.address-check-section { display: none; }
```

```
.address { border-bottom: none !important; margin-bottom: 0px !important; }
```

Addresses

Address Type: Home
City: CHICAGO

Postal Code: 60605
Zip+4:
State: IL

Street Address: 400 S STATE ST
Street Address Line 2:

Address Check Date (Not used by CPL.): 2/28/2118
Term (Not used by CPL.): 0 Months

This rule-set hides the address check date and term in the renew patron registration dialog.

```
#renew-patron-content div.col-md-12:nth-child(2) { display: none; }
```

Renew Registration

TEST CARD's registration will expire on 5/8/2019. Would you like to renew the registration?

Expiration Date: 4/17/2022
Expiration Term: 3 Years

Address Check Date (Not used by CPL.): 4/17/2118
Address Check Term (Not used by CPL.): 99 Years

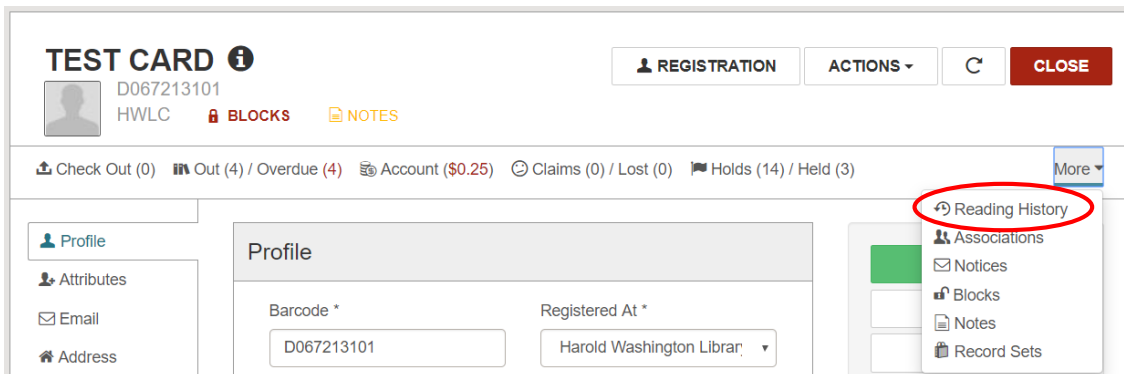
CONTINUE CANCEL

Hide the reading history tab in the patron account.

These rule-sets hide the reading history tab in the patron account. The first hides it in the main set of tabs on wide screens. The second hides it in the "more" menu on narrow screens.

```
nav[id|=patron] li:nth-child(6) { display: none; } /* in main menu on wide screens */
```

```
nav[id|=patron] a[href$="/history"] { display: none; } /* in "more" menu on narrow screens */
```



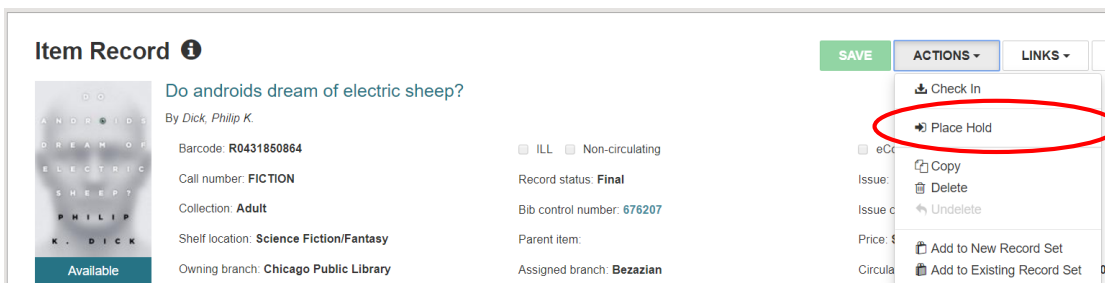
Hold Controls

Hide the place hold menu item on item records.

These rule-sets hide the place hold menu item in item records. The first rule-set hides the item; the second rule set hides the section divider since the place hold menu item is the only element in its section.

```
div[id^="item-record-index"] .newHold { display: none; } /* hide button */
```

```
div[id^="item-record-index"] div.item-info div.pull-right div.btn-group ul.dropdown-menu li:nth-child(4) { display: none; } /* hide extra divider */
```

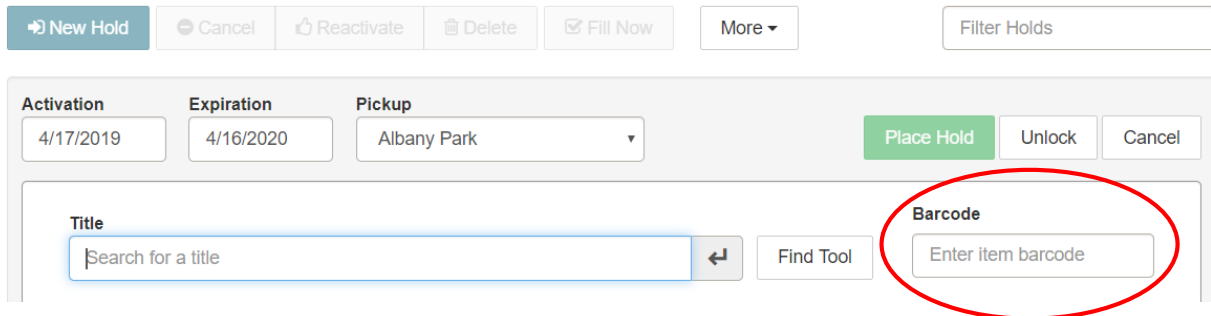


Hide the barcode field in new hold screen.

These rule-sets hide the barcode field on the new hold screen (preventing staff from scanning in an item barcode and mistakenly placing an item-level hold). The first rule hides the label. The second rule hides the text box.

```
form.holds-new-form div.well-white div:first-child div.col-md-12 div.col-md-3 label.hold-label { display: none; } /* label */
```

```
input.newHoldsBarcode {display: none; } /* text box */
```

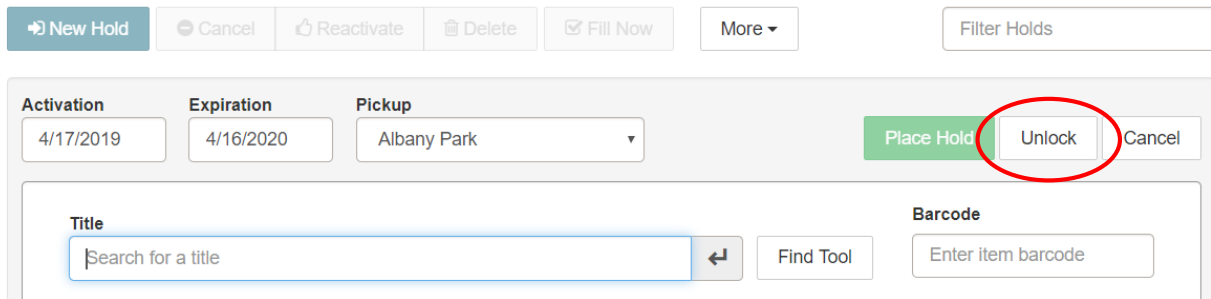


The screenshot shows the 'New Hold' form. At the top, there are buttons for 'New Hold', 'Cancel', 'Reactivate', 'Delete', 'Fill Now', and 'More'. A 'Filter Holds' search box is on the right. Below these are fields for 'Activation' (4/17/2019), 'Expiration' (4/16/2020), and 'Pickup' (Albany Park). To the right of these fields are 'Place Hold', 'Unlock', and 'Cancel' buttons. The main form area has a 'Title' field with a search placeholder and a 'Find Tool' button. The 'Barcode' field, which contains the text 'Enter item barcode', is circled in red, indicating it is hidden.

Hide the unlock hold button on the new hold workflow.

This rule-set hides the button that unlocks a hold request. (Unlocking a hold request allows staff to manually edit the bibliographic information.)

```
button.unlockHold { display: none; }
```



This screenshot is identical to the one above, but the 'Unlock' button is circled in red, indicating it is hidden. The 'Barcode' field is no longer circled.