

Holdshelf slip print template with privacy code and conditional barcode printing

Created by Kathleen Botter, 19/10/2016
Concordia University Library, Montreal, Canada

This is a version of the holdshelf slip print template that Concordia University Library is using for items on the public hold shelf. This slip is printed on a letter size piece of paper, landscape orientation, and secured to the book with rubber bands to hide the title, and identify the patron for whom the book is on hold. There are a number of components to this print template, namely the patron's privacy code, the conditional printing of barcodes, and the pull date.

Patron Privacy Code

A privacy code is generated using the first four letters on the patron's last name, and last three digits of their university ID number, unless they are patrons without university IDs, in which case we use the last three digits of their barcode. The code below is used to generate the privacy code, and accounts for last names under four letters long, and removes special characters and converts everything to uppercase. It also has a build in error code of 'ZZZZ' which alerts staff to a usable characters for the last name in the patron record.

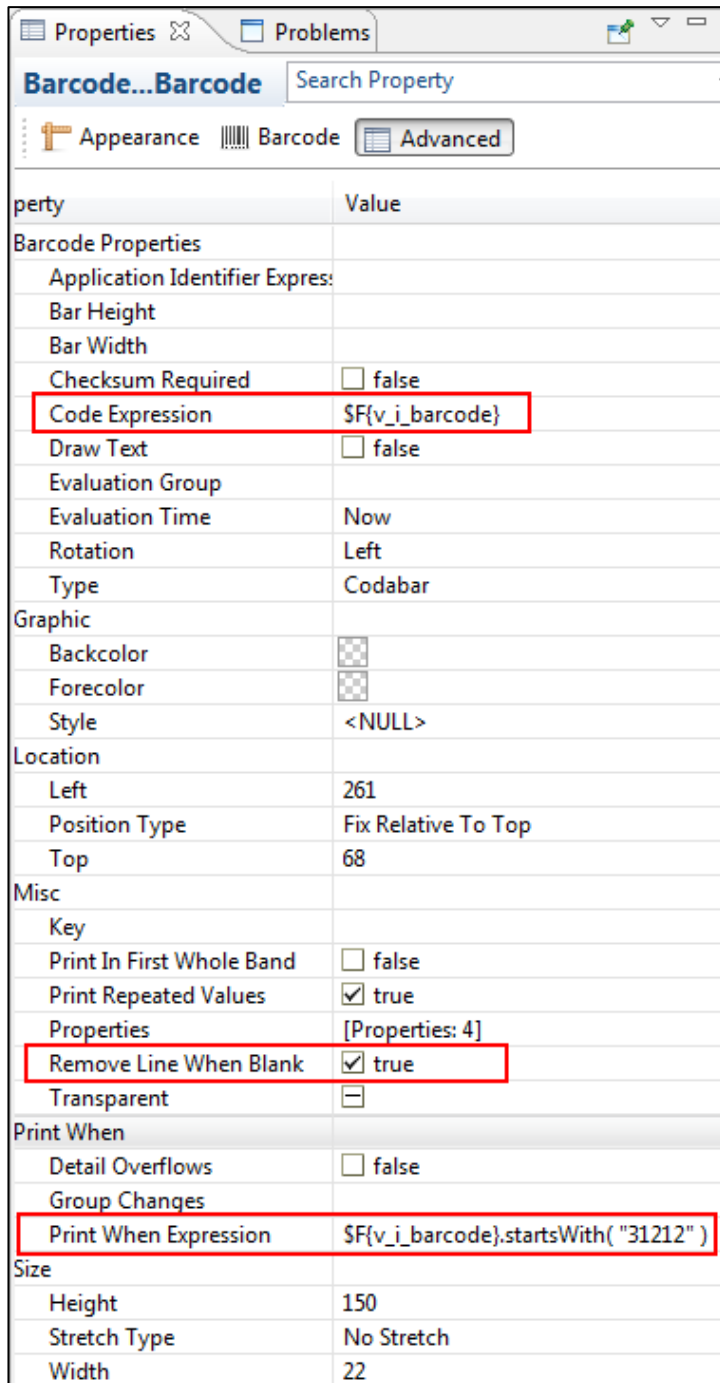
The university ID is taken from the barcode, specifically digits 10-12 of a 14 digit barcode. For those patrons whose barcodes begin with 1, which happen to be the patrons without university IDs, we use digits 12-14 of their 14 digit barcode. If there is a problem with this portion of the privacy code 'ZZZZ' is printed to alert staff to a missing barcode.



```
($F{v_p_name} != null ? ($F{v_p_name}.contains(", ") ?
($F{v_p_name}.replace("\'", "").replace("-", "").replace(" ", "").replace(".", "").indexOf( ", " ) < 4 ?
    $F{v_p_name}.replace("\'", "").replace("-", "").replace(
", ").replace(".", "").toUpperCase().substring(0 , $F{v_p_name}.replace("\'", "").replace("-", "").replace(
", ").replace(".", "").indexOf(", ")) :
    $F{v_p_name}.replace("\'", "").replace("-", "").replace("
", "").replace(".", "").toUpperCase().substring( 0,4 ))
: ($F{v_p_name}.replace("\'", "").replace("-", "").replace(" ", "").replace(".", "").length() < 4 ?
    $F{v_p_name}.replace("\'", "").replace("-", "").replace(" ", "").replace(".", "").toUpperCase() :
    $F{v_p_name}.replace("\'", "").replace("-", "").replace(
", ").replace(".", "").toUpperCase().substring( 0,4 )) )
: "ZZZZ")
+
($F{v_p_barcode} != "" ?
($F{v_p_barcode}.length() < 13 ? "ZZZZ" :
($F{v_p_barcode}.startsWith( "1" ) ?
    $F{v_p_barcode}.substring( 10, 13 ) :
    $F{v_p_barcode}.substring( 9, 12 )))
: "ZZZZ")
```

Note that similar code is necessary in the hold pickup notice if you wish to tell patrons which code to look for on the public hold shelf.

Conditional Barcode Printing

While Concordia University Library hasn't put this into practice due to concerns of potential for abuse with self-check machines, it is possible to print scan-able barcodes depending on the barcode. In this template we chose to print a barcode in one position only if it begins with '31212' and in a second position regardless of what it starts with. To do this, put the barcode in the 'Code Expression' but use the 'Print When Expression' for the condition on which you want it to print. This condition will need to be TRUE in order to print.





Property	Value
Barcode Properties	
Application Identifier Expression	
Bar Height	
Bar Width	
Checksum Required	<input type="checkbox"/> false
Code Expression	<code>\$F{v_i_barcode}</code>
Draw Text	<input type="checkbox"/> false
Evaluation Group	
Evaluation Time	Now
Rotation	Left
Type	Codabar
Graphic	
BackColor	
ForeColor	
Style	<NULL>
Location	
Left	261
Position Type	Fix Relative To Top
Top	68
Misc	
Key	
Print In First Whole Band	<input type="checkbox"/> false
Print Repeated Values	<input checked="" type="checkbox"/> true
Properties	[Properties: 4]
Remove Line When Blank	<input checked="" type="checkbox"/> true
Transparent	<input type="checkbox"/>
Print When	
Detail Overflows	<input type="checkbox"/> false
Group Changes	
Print When Expression	<code>\$F{v_i_barcode}.startsWith("31212")</code>
Size	
Height	150
Stretch Type	No Stretch
Width	22

Pull Date Parsing

To reduce potential confusion, we change three letter day codes to full day names with the following code:

```
(${pull_date}.contains( "Sun " ) ? ${pull_date}.replace( "Sun ", "Sunday\n" ) :  
${pull_date}.contains( "Mon " ) ? ${pull_date}.replace( "Mon ", "Monday\n" ) :  
${pull_date}.contains( "Tue " ) ? ${pull_date}.replace( "Tue ", "Tuesday\n" ) :  
${pull_date}.contains( "Wed " ) ? ${pull_date}.replace( "Wed ", "Wednesday\n" ) :  
${pull_date}.contains( "Thu " ) ? ${pull_date}.replace( "Thu ", "Thursday\n" ) :  
${pull_date}.contains( "Fri " ) ? ${pull_date}.replace( "Fri ", "Friday\n" ) :  
${pull_date}.contains( "Sat " ) ? ${pull_date}.replace( "Sat ", "Saturday\n" ) :  
${pull_date}))))))
```

Example of a holdshelf slip with a 31212 barcode

 31212040402178	T E S T 7 7 8	<p>If you choose to borrow this book, please do so at the self-checkout or the circulation desk.</p> <p>If you do not require this book, please leave it on this shelf.</p>
 31212040402178 Webster Laptop	<p>On hold until: Saturday 15 Oct 2016</p>	

Example of a holdshelf slip without a 31212 barcode

If you choose to borrow this book, please do so at the self-checkout or the circulation desk.

If you do not require this book, please leave it on this shelf.



99999999

Webster Laptop

T
E
S
T
7
7
8

If you choose to borrow this book, please do so at the self-checkout or the circulation desk.

If you do not require this book, please leave it on this shelf.

On hold until:

Saturday
15 Oct 2016