

# Migrating from WAM to OpenAthens

Pam Childers – System & Web Librarian – Indiana Wesleyan University

 #IUG2019




Sunday, May 5<sup>th</sup> | Pre-Conference

Monday, May 6<sup>th</sup> – Wednesday, May 8<sup>th</sup> | Main Conference

# How Many Are Using WAM?

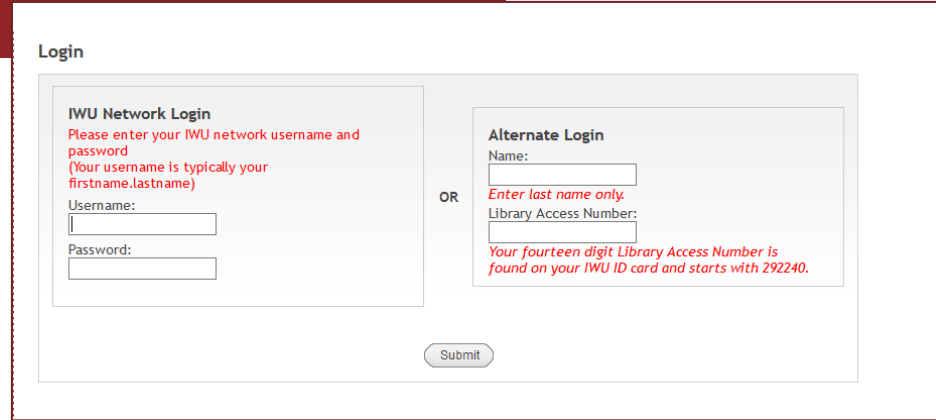


# WAM vs. OpenAthens



# WAM Authentication

We implemented external patron verification in 2014, but had to keep the alternate login for community patrons and alumni .



The screenshot shows a login interface with the following elements:

- Login** (header)
- IWU Network Login** (left column):
  - Text: "Please enter your IWU network username and password (Your username is typically your firstname.lastname)"
  - Username:
  - Password:
- OR** (separator)
- Alternate Login** (right column):
  - Name:
  - Text: "Enter last name only."
  - Library Access Number:
  - Text: "Your fourteen digit Library Access Number is found on your IWU ID card and starts with 292240."
- Submit** (button at the bottom center)

- External patron verification was an improvement, but became an issue when the IWU portal was launched with SSO with access to email, LMS, grading, etc.

# External Patron Verification

- Pros
  - Connects to IWU's LDAP/Active Directory Server
  - Allows users to authenticate with WAM using their network username and password
  - Checks patron type to permit off-campus access to library resources
  - Will not allow users who have excessive fines to access databases



# External Patron Verification

- Cons
  - Users must authenticate with Sierra, even though they have authenticated with the LMS and IWU portal with same username
  - Won't authenticate users that enter their email address instead of their username
  - Won't allow users access unless they have been imported into Sierra
  - Users have to create a separate username and password for an EBSCO account



# IWU Portal



Single point of entry for all campus resources

- Students are having to authenticate with the IWU portal and then WAM
- Majority of students access library resources from off campus

INDIANA  
WESLEYAN  
UNIVERSITY

Sign in with your Indiana Wesleyan University account

pam.childers

.....

Keep me signed in

Sign in

[Forgot Password](#)

Login

**IWU Network Login**

Please enter your IWU network username and password  
(Your username is typically your firstname.lastname)

Username:

Password:

OR

**Alternate Login**

Name:

Enter last name only.

Library Access Number:

Your fourteen digit Library Access Number is found on your IWU ID card and starts with 292240.

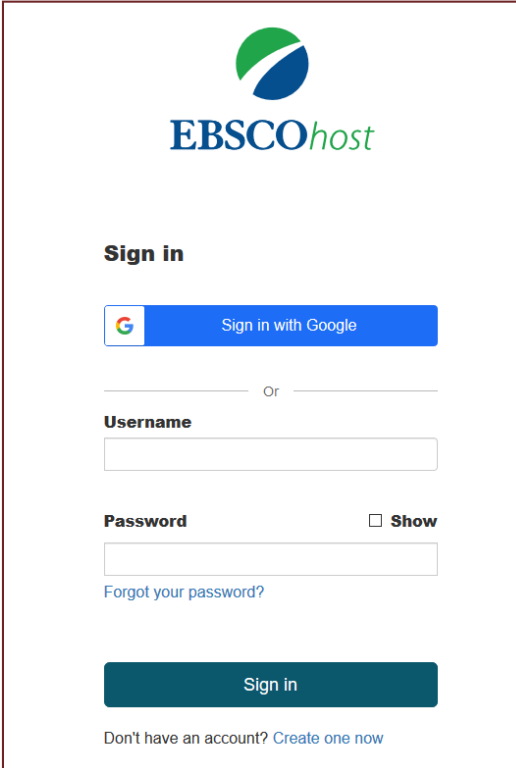
Submit



#IUG2019

# EBSCO Account

- Off campus users that want to download eBooks, save searches, and store research must create a username and password for EBSCO
  - Issue – students don't remember this username and password
  - Issue – students have difficulty creating a username and password



The screenshot shows the EBSCOhost sign-in interface. At the top is the EBSCOhost logo, which consists of a stylized globe icon above the text "EBSCOhost". Below the logo is the heading "Sign in". There is a blue button with the Google logo and the text "Sign in with Google". Below this is a horizontal line with "Or" in the center. Underneath is a "Username" label followed by a text input field. Below that is a "Password" label followed by a text input field and a "Show" checkbox. A link "Forgot your password?" is located below the password field. At the bottom is a dark teal "Sign in" button. Below the button is the text "Don't have an account? [Create one now](#)".



# EBSCO Accounts

**Username \***

Username is required.

**Create a Password \***

 Show 

- 1 number
- 1 special character
- 6 character minimum
- Password must not contain username or email

**Confirm Password \***



**Secret Question \***

**Secret Answer \***

Yes. I consent to the collection of this personalized data, and I understand the processing of my personal data is covered under my institution's contract with EBSCO. \*

Students call as they can't get past this screen.

Students are frustrated that they have to create another username and password

# OpenAthens

- Pros
  - Connects users to databases when users authenticate with IWU portal, Email or the LMS
  - Checks patron access to permit off-campus access to library resources
  - Automatically creates and saves to a folder for EBSCO products



# OpenAthens

- Cons
  - Users must authenticate with Sierra to renew and request books





IWU has a unique structure

- Traditional: residential campus
- Seminary: blended, online only and onsite
- National and Global: onsite and online



WS



# Why Migrate?

- Single point of entry for all campus resources was implemented in 2017, which works for everything except WAM
- Issues with WAM with certain vendors
- EBSCO folder issues
- Reduce calls to IT and library regarding access
- Improve user experience



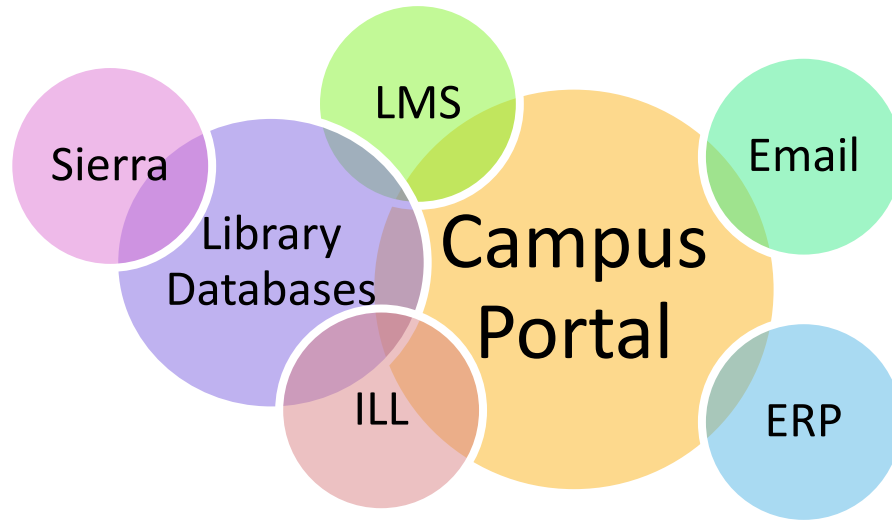
# Getting Started With OpenAthens

Complete  
Questionnaire

WebEx with  
EBSCO

Project Plan

# Primary Authentication Method



# Project Plan

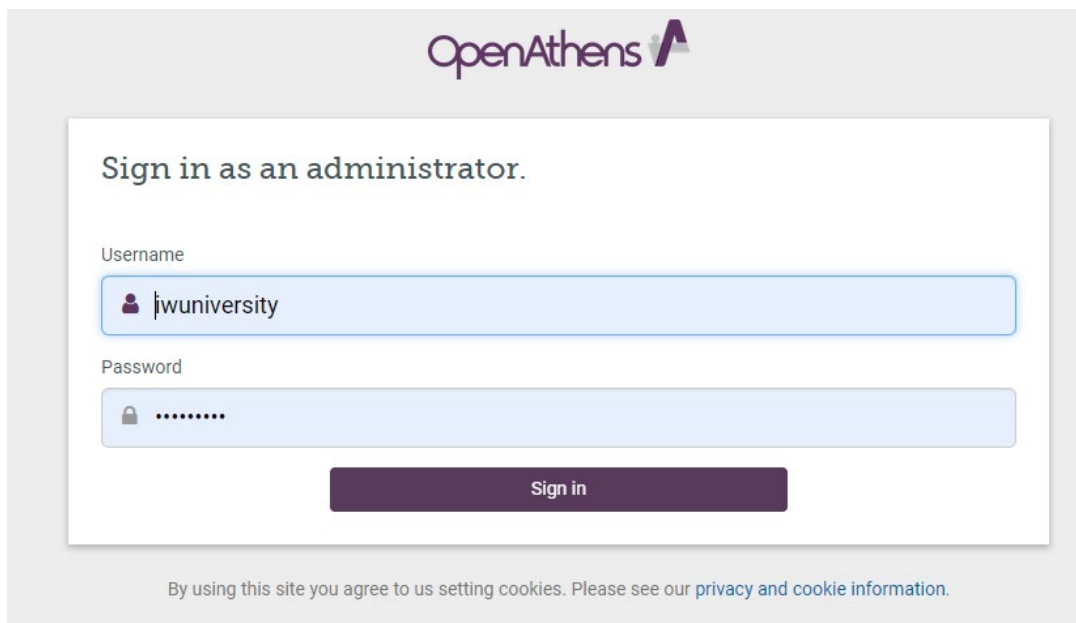
1. Design
2. Product configuration
3. Testing
4. Training
5. Communication
6. Go-Live
7. Closure





# OpenAthens Administrator Site

- Once the authentication method was set and attributes were in place the Administrator site was set up by EBSCO



The screenshot shows the OpenAthens Administrator Sign-in page. At the top, the OpenAthens logo is displayed. Below it, the text "Sign in as an administrator." is centered. There are two input fields: "Username" with the value "jwuniversity" and "Password" with masked characters. A "Sign in" button is located below the password field. At the bottom, a small text line reads: "By using this site you agree to us setting cookies. Please see our [privacy and cookie information](#)."

# Vendor List


- EBSCO contacted all of our vendors and provided them with the OA IP address
- Some vendors required direct contact:
  - ✓ EBSCO provided a document and the IP for the vendors that required direct contact from IWU
  - ✓ Vendors confirmed that the IP was added, and this information was relayed to EBSCO

# “Athenized” URLs

Allocated **51**


Custom **2**

Search

 **ACS Publications**


Publishes products and services for the practice and advancement of the...

Allocated... ▾

 **Alexander Street Press**


Alexander Street is an electronic publisher of award-winning online collections in the...

proxied  Allocated... ▾

 **Ambrose Video**


We have over 700 Educational videos in our collection including timely science and...

proxied  Allocated... ▾


 **American Psychological Association**

The search platform designed to deliver...

Allocated... ▾


 **Cabell's Directories**

Allocated... ▾

 **Cambridge Core**


Cambridge Core is a brand new platform for Cambridge University Press's academic...

Allocated... ▾

 **Canterbury Dictionary of Hymnology**


The Canterbury Dictionary of Hymnology...

proxied  Allocated... ▾

 **Cengage Learning**


Gain access to your institution's own Gale online reference and periodical resources,...

Allocated... ▾

 **EbookCentral**


ProQuest Ebook Central allows for searching, viewing, copying and printing...

Allocated... ▾

 **EBSCO Information Services**


Your entire collection of resources in a single search.

Allocated... ▾

 **Elsevier**

Access Elsevier products using your institutional credentials

Allocated... ▾

 **Emerald Insight**

Emerald is a global publisher linking research and practice to the benefit of...

Allocated... ▾

# Test Links

Resource details

Title\*

Description

Information URL

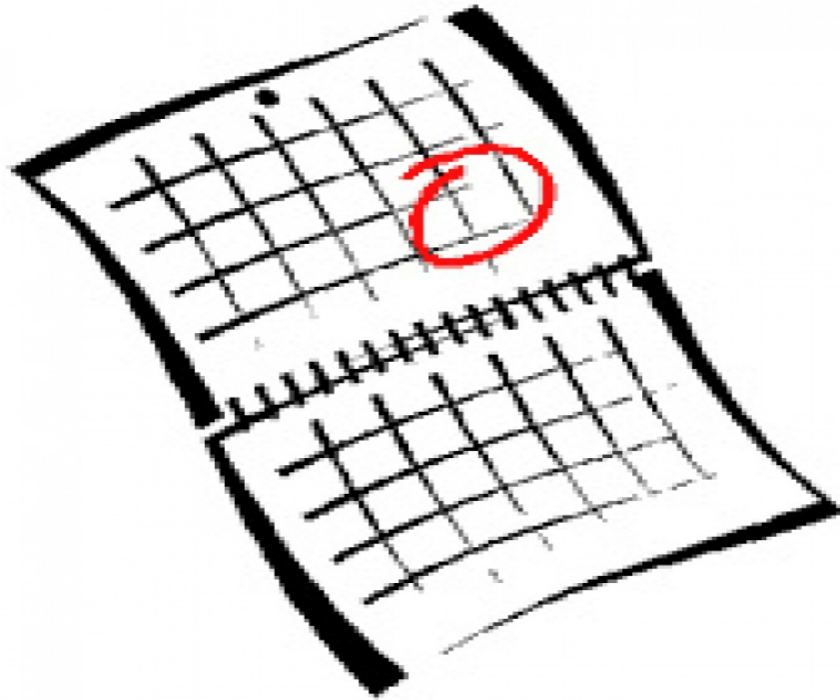
Access URL

Categories

Categories should be separated with spaces.

Hidden from users

# Set “Go Live” Date



# Full Text Finder

- EBSCO automatically takes care of any links in the FTF



# EDS

- EBSCO automatically takes of all links in EDS



## “Athenized” Links

- Test these links once we are live
- Update all website links
  - LMS, BrightSpace
  - Library websites
  - LibGuides
- Update all 856 fields in the catalog

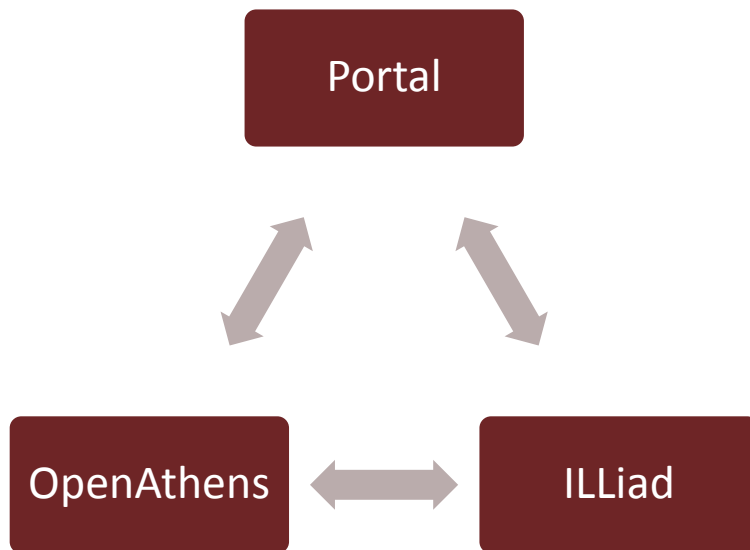


# SSO Personal Folder Workflow

- Documentation for a one time merge of EBSCO folders

[https://connect.ebsco.com/s/article/Sharing-Custom-Folders?language=en\\_US](https://connect.ebsco.com/s/article/Sharing-Custom-Folders?language=en_US)

## Connecting OpenAthens with ILLiad



- Set up a other custom connections



SETUP

# Questions



## Migrating from WAM to OpenAthens

Pam Childers

System & Web Librarian

Indiana Wesleyan University

[pam.childers@indwes.edu](mailto:pam.childers@indwes.edu)

